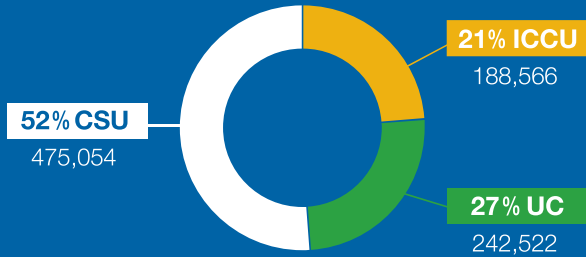
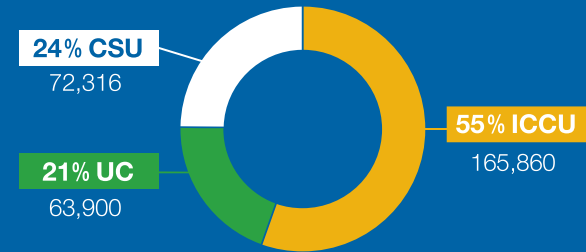


Undergraduate Enrollment by Sector



Graduate Enrollment by Sector



78%

of undergraduates receive institutional, state, local, or federal grant aid

Proudly Serving California Undergraduate Students



65%

are California residents

Proudly Enrolling Transfer Students

3,897

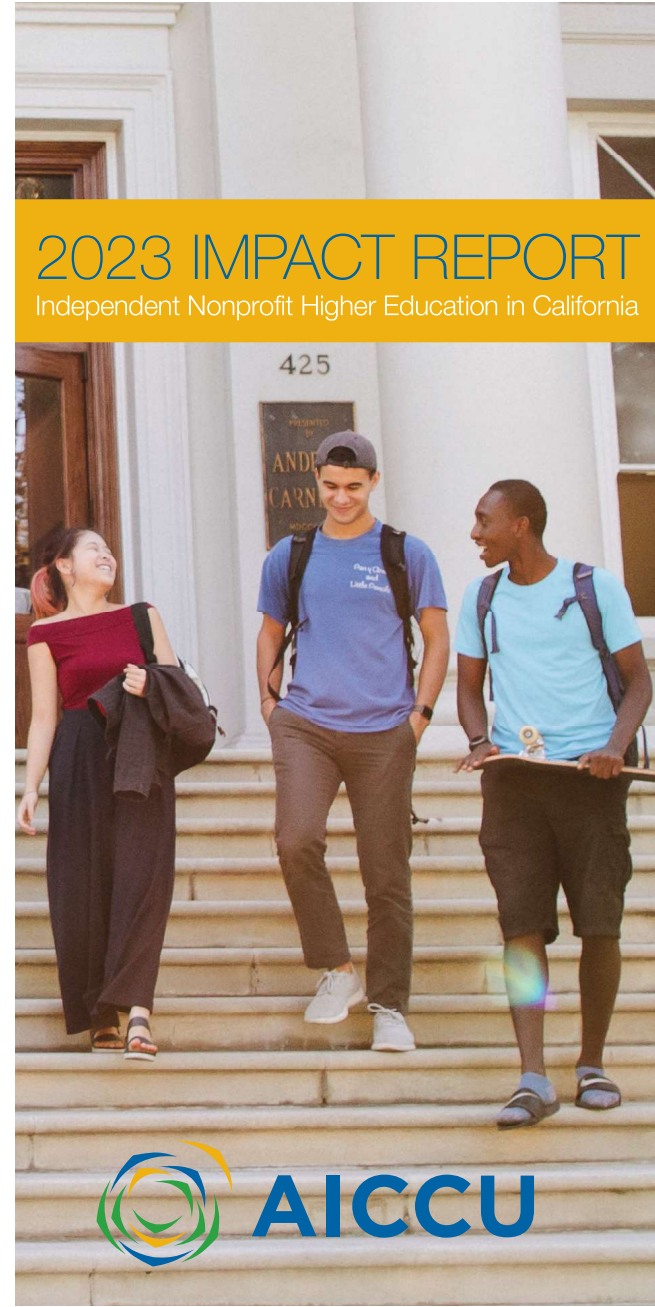
New CA Community College Students Annually

The Association of Independent California Colleges and Universities (AICCU) is comprised of 80+ nonprofit colleges and universities which make up the Independent California Colleges and Universities (ICCU) sector

- | | |
|--|---|
| American Jewish University | Pacific Union College |
| ArtCenter College of Design | Palo Alto University |
| Azusa Pacific University | Pepperdine University |
| Biola University | Pitzer College |
| California Baptist University | Point Loma Nazarene University |
| California College of the Arts | Pomona College |
| California Institute of Human Science | Providence Christian College |
| California Institute of Integral Studies | Saint Mary's College of California |
| California Institute of Technology | Samuel Merritt University |
| California Institute of the Arts | San Diego Christian College |
| California Lutheran University | San Francisco Bay University |
| Chapman University | San Francisco Conservatory of Music |
| Charles R. Drew University of Medicine and Science | Santa Clara University |
| Claremont Graduate University | Saybrook University |
| Claremont McKenna College | Scripps College |
| Concordia University Irvine | Simpson University |
| Dominican University of California | Soka University of America |
| Fielding Graduate University | Southern CA Institute of Architecture |
| Fresno Pacific University | Southern CA University of Health Sciences |
| Golden Gate University | Stanford University |
| Graduate Theological Union | The Chicago School of Professional Psychology |
| Harvey Mudd College | The Colleges of Law |
| Hope International University | The Master's University |
| Humphreys University | Thomas Aquinas College |
| John Paul the Great Catholic University | Touro University California |
| Keck Graduate Institute | Touro University Worldwide |
| La Sierra University | University of Massachusetts Global |
| Laguna College of Art + Design | University of La Verne |
| Life Pacific University | University of Redlands |
| Loma Linda University | University of Saint Katherine |
| Los Angeles Pacific University | University of San Diego |
| Loyola Marymount University | University of San Francisco |
| Menlo College | University of Southern California |
| Mills College at Northeastern University | University of the Pacific |
| Minerva University | University of the West |
| Mount Saint Mary's University Los Angeles | Vanguard University of California |
| National University | Western University of Health Sciences |
| Notre Dame de Namur University | Westmont College |
| Occidental College | Whittier College |
| Otis College of Art and Design | William Jessup University |
| Pacific Oaks College | Woodbury University |
| | Zaytuna College |

1121 L Street, Suite 802 | Sacramento, CA | 95814 | 916.446.7626 | aiccu.edu

[Twitter](#) | [Instagram](#) | [Facebook](#) | @AICCUcal



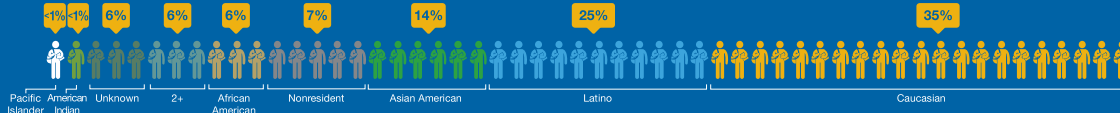
2023 IMPACT REPORT

Independent Nonprofit Higher Education in California

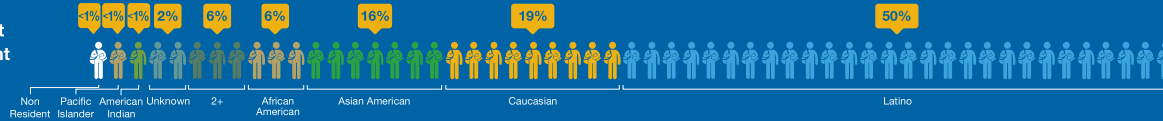


Dedicated to Diversity

Undergraduate Enrollment



Cal Grant Enrollment



Preparing California's Workforce

Degrees Awarded by Sector

Degree Level	ICCU	UC	CSU
Bachelor's	40,828 (19%)	65,270 (30%)	112,566 (52%)
Master's	39,449 (55%)	13,205 (18%)	19,454 (27%)
Doctoral	9,070 (55%)	6,702 (41%)	597 (4%)

ICCU Share of Key Workforce Degrees

43%

Teaching Credentials

26%

Computer & Info Science

50%

Nursing

93%

Clinical, Counseling, and Applied Psychology

Making College Affordable



Cal Grant Enrollment

26,790



Pell Grant Enrollment

43,440



82%

of AICCU institutions are Yellow Ribbon Institutions serving US Veterans



78%

of AICCU institutions are Hispanic Serving Institutions (HSI) or emerging HSIs



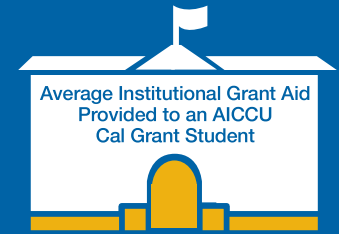
47%

of Cal Grant students are first generation



18%

of undergraduate students are adult learners



Average Institutional Grant Aid Provided to an AICCU Cal Grant Student

\$21,627

ICCU Provide Strong ROI For Cal Grant Investment

Average Award Per Sector

ICCU \$8,528

CSU \$16,025

UC \$26,946

*Average Cal Grant award plus average base funding per student. Only students attending public institutions receive base funding.

About AICCU

AICCU is the organizational voice for the Independent California Colleges and Universities (ICCU) and seeks to strengthen those institutions through collaboration, governmental advocacy, and public engagement aimed at supporting the ability of the ICCU to successfully serve students, families, their communities, and the state.

For more information, visit aiccu.edu