

# Closing the Degree Gap

Testimony to the Assembly Budget Subcommittee No. 2 on Education Finance and the  
Assembly Higher Education Committee

February 6, 2018

Hans Johnson

---

Public Policy Institute of California

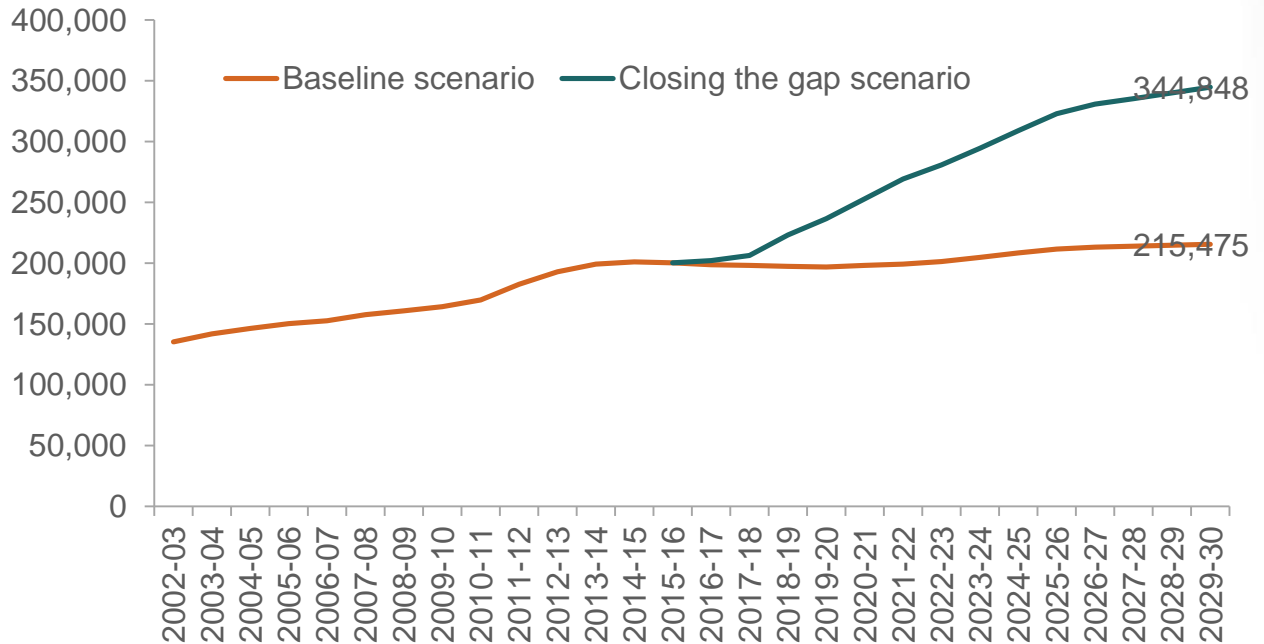


**PPIC**

PUBLIC POLICY  
INSTITUTE OF CALIFORNIA

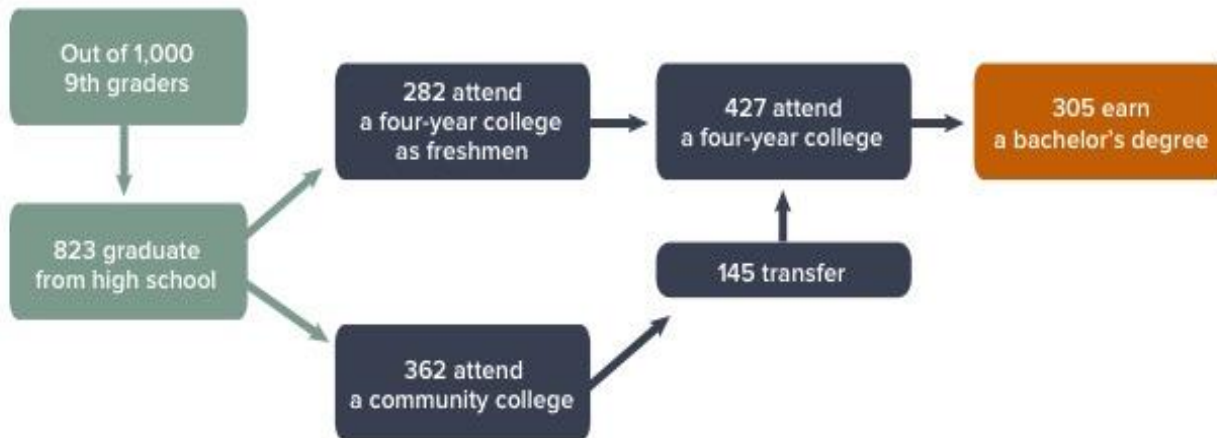
# To close the gap, California will have to increase the number of bachelor's degrees awarded each year

Annual bachelor's degrees awarded



# California has a lot of room for improvement

## TOO FEW CALIFORNIA HIGH SCHOOL STUDENTS COMPLETE COLLEGE



Source: PPIC, based on current rates of high school completion, college enrollment, and college completion; rates calculated using data from the California Department of Education, the California Community Colleges, the California State University, the University of California, and the Integrated Postsecondary Education Data System.

From: PPIC Blog, February 2018.



# Every segment will play an important role in closing the degree gap

Number of bachelor's degrees awarded,  
2015–16 through 2029–30

	Business-as-usual scenario	Closing-the-gap scenario	Additional degrees necessary
<b>All California colleges and universities</b>	<b>3,073,000</b>	<b>4,149,000</b>	<b>1,076,000</b>
California State University	1,344,000	1,825,000	481,000
University of California	752,000	1,003,000	251,000
Private nonprofit colleges	584,000	790,000	206,000
Other	393,000	531,000	138,000

# Closing the gap will require increases in eligibility, transfer, and graduation

## HITTING THREE KEY TARGETS WOULD CLOSE THE WORKFORCE SKILLS GAP

	Current levels		Closing-the-gap targets		Phase-in period (years)	
	UC	CSU	UC	CSU	UC	CSU
Eligibility shares (%)	12.5	33.3	17.5	40	9	9
Transfer students (per year)	13,500	58,000	18,225	78,300	5	5
Graduation rates (%)	83	57	92	74	10	15

Note: Eligibility shares are the proportion of public high school graduates eligible for UC and CSU.

Graduation rates based on six year cohorts.

From: PPIC Blog, February 2018.

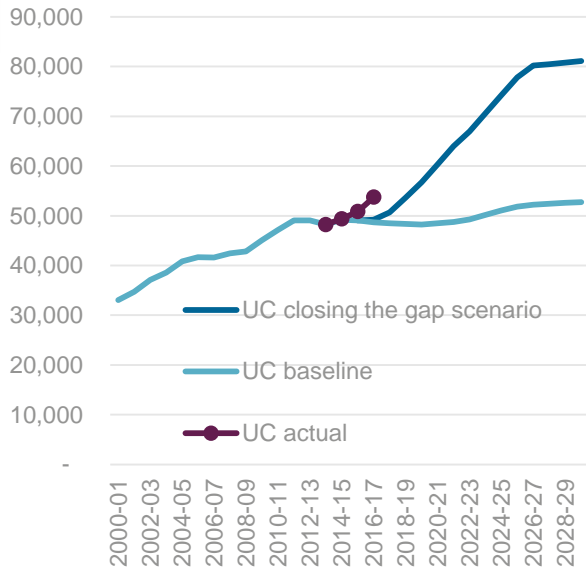


# At UC, access is the single most important factor; At CSU, improving graduation rates matters most

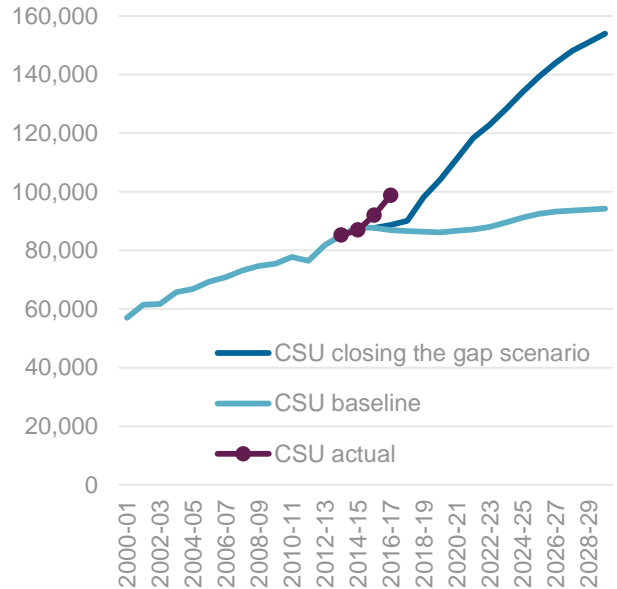
	UC	CSU
Total increase in degrees awarded	251,000	481,000
Increase due to eligibility target	120,000	66,000
Increase due to transfer target	61,000	178,000
Increase due to graduation rate target	70,000	237,000

# UC and CSU are making early progress

UC bachelor's degrees awarded



CSU bachelor's degrees awarded



# Notes on the use of these slides

These slides were created to accompany a presentation. They do not include full documentation of sources, data samples, methods, and interpretations. To avoid misinterpretations, please contact:

Hans Johnson 415-291-4460

Thank you for your interest in this work.