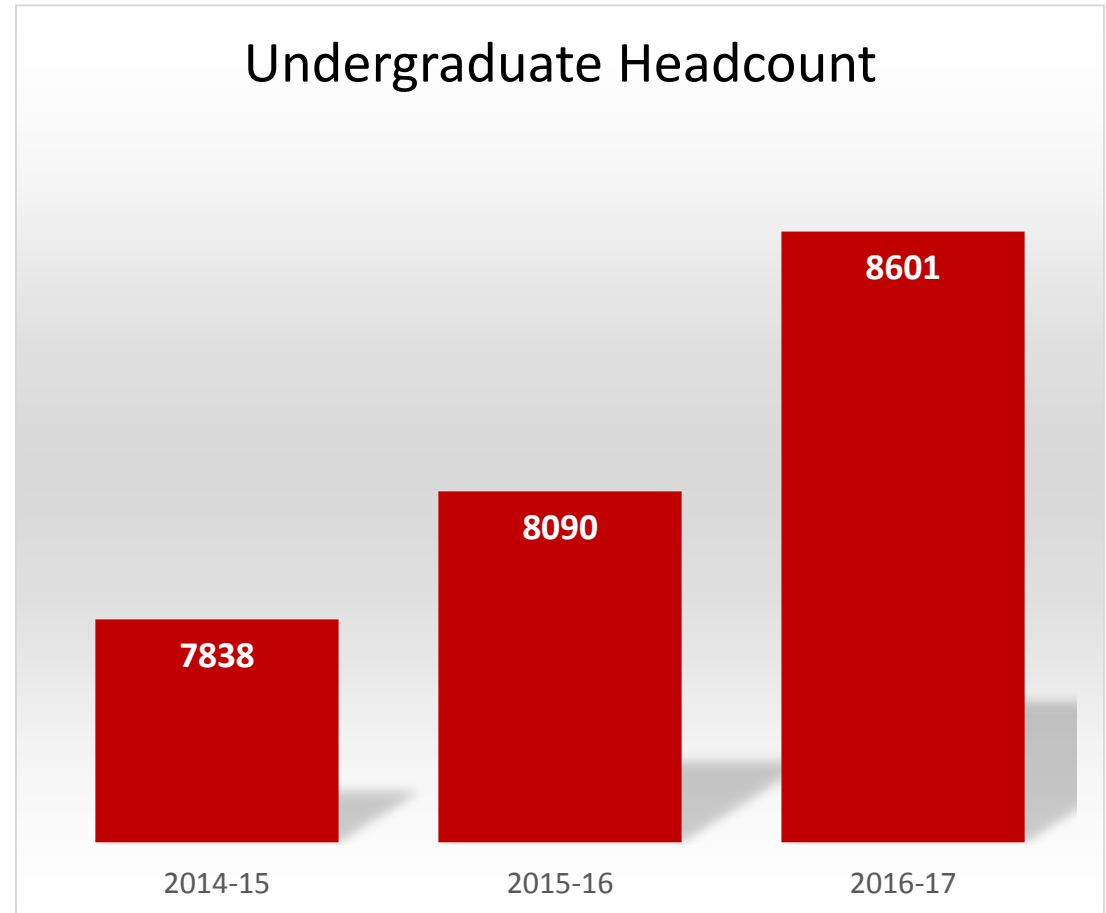


Financial Aid at California State University, Stanislaus

Noelia Gonzalez
Director, Admissions and Financial Aid
California State University, Stanislaus

Stanislaus State Information

- Campus commitment to access
- 80% of our students are from a local six county area
- 74% of our students are first generation college students
- 43% of our undergraduate students are very low income with an average family income of \$16,000 a year



Financial Aid Office

- Financial aid outreach begins early
 - Community programs
 - Parent programs
- Role
 - Creating individual financial aid packages
 - Answering questions
 - Providing financial guidance
- Resource for students



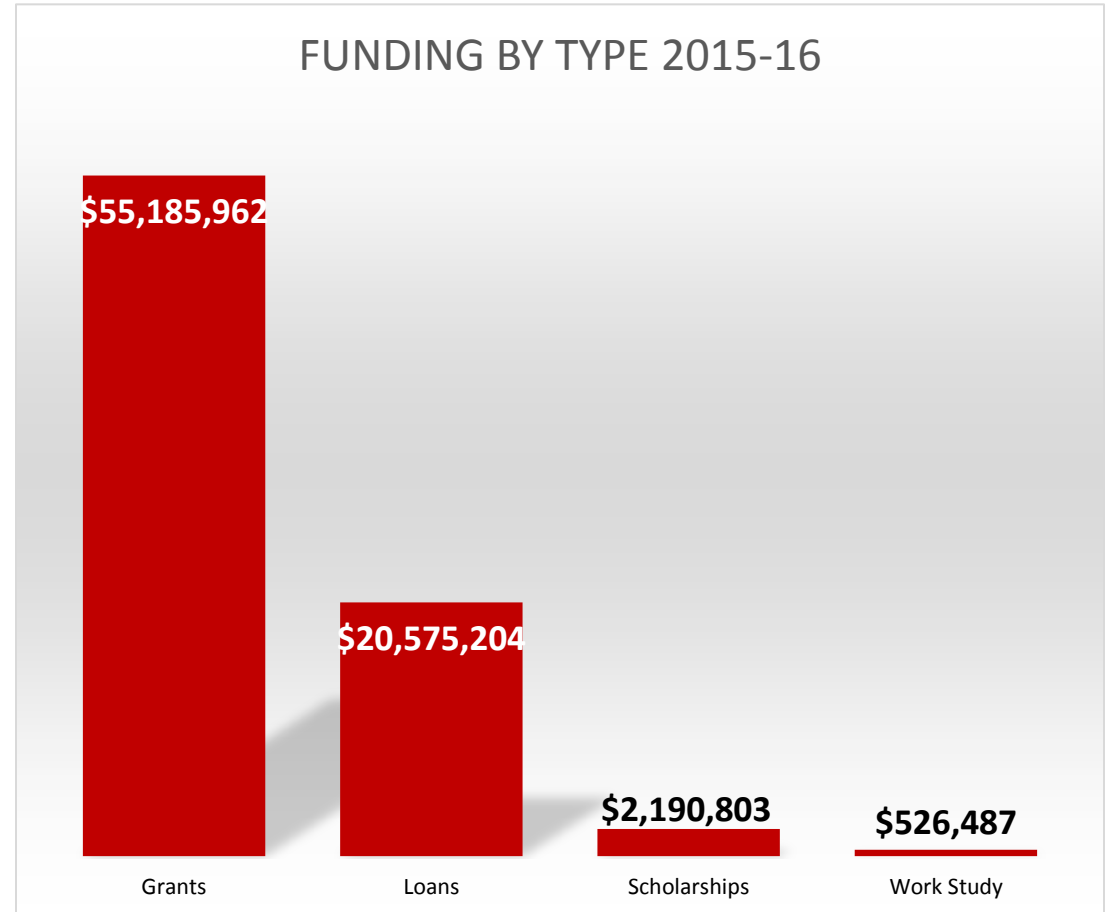
Financial Aid Packaging Approach

1. Grants and Scholarships

- Pell Grant
- Cal Grant
- State University Grant (SUG)
- Supplemental Educational Opportunity Grant (SEOG)
- Educational Opportunity Grant (EOP)
- Scholarships
- Middle Class Scholarship

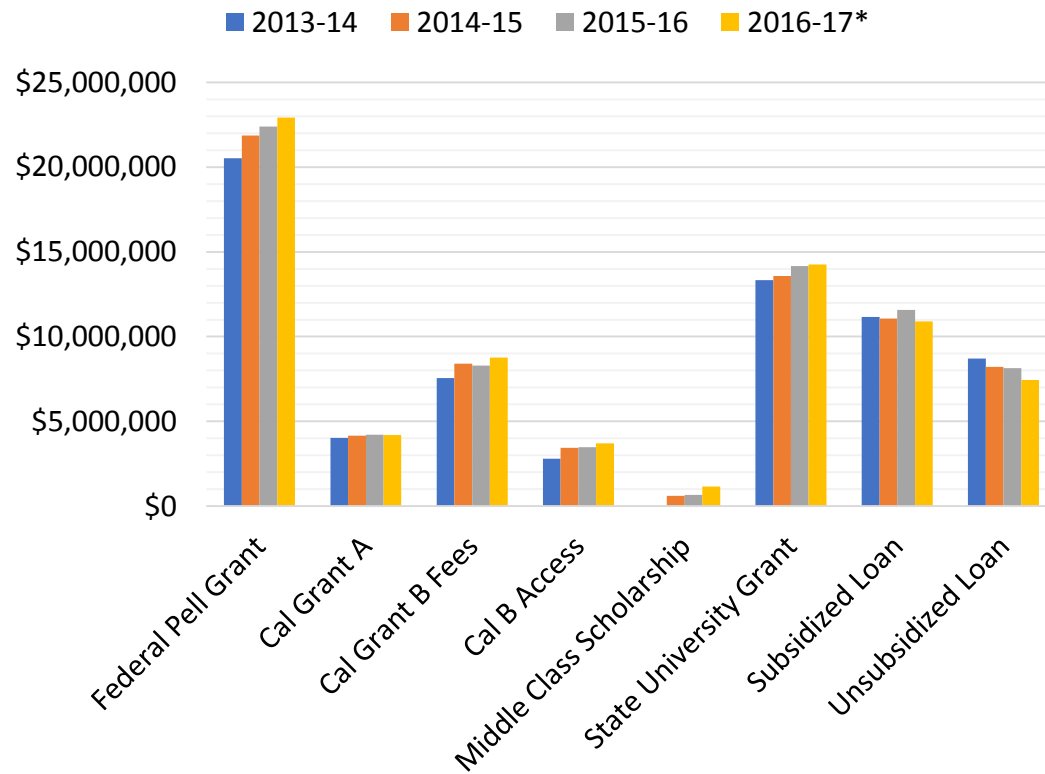
2. Work Study

3. Loans

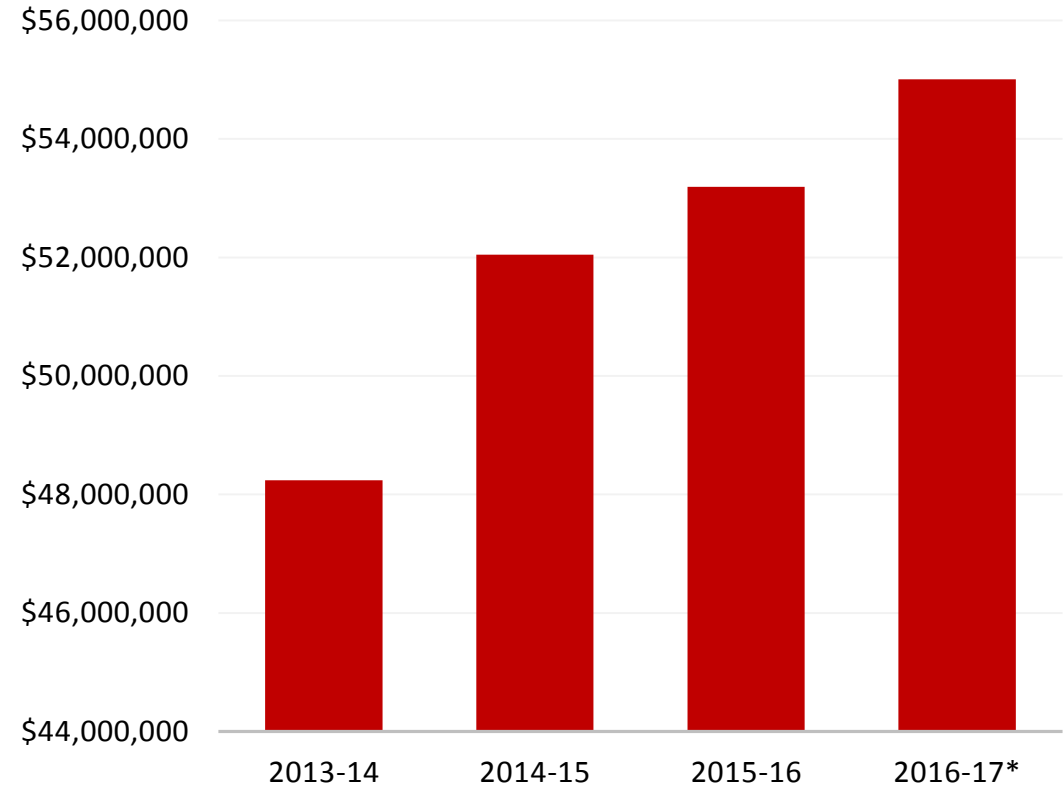


Stanislaus State Funding Information

Funding by Type



Total Grant Funding



Grant Funding– Student Perspective

- **93%** of undergraduate students received some type of financial assistance during the 2015/2016 academic year
 - Pell Grant – 66%
 - Average award amount = \$4,650
 - State University Grant – 38%
 - Award amount = \$5,472
 - Cal Grant A and B Fees – 38%
 - Award amount = \$5,472
 - Middle Class Scholarship – 10%
 - Average award amount = \$815
- **76%** of our undergraduate students have their systemwide tuition fees covered by a grant

Example Financial Aid Packages

Example 1

Family Income: \$16,000
Student lives at home

Federal Pell Grant	\$5,815
State University Grant	\$5,472
Cal Grant B Access Scholarship	\$1,670
Scholarship	\$1,000
Subsidized Loan (not accepted)	\$2,039
Total Financial Aid Package	15,996

Represents 43% of undergraduate financial aid students

Example 2

Family Income: \$50,000
Student lives off-campus

Federal Pell Grant	\$1,765
State University Grant	\$5,472
Subsidized Loan (not accepted)	\$4,500
Unsubsidized Loan (not accepted)	\$2,000
Parent Loan (not accepted)	\$8,900
Total Financial Aid Package	\$22,637

Represents 6% of undergraduate financial aid students

Example 3

Family Income: \$100,000
Student lives at home

Middle Class Scholarship	\$1,644
Subsidized Loan (accepted)	\$5,500
Unsubsidized Loan (not accepted)	\$2,000
Parent Loan (accepted)	\$6,850
Total Financial Aid Package	\$15,994

Represents 11% of undergraduate financial aid students

Questions